


**Down Angle  
Marine Transmission  
134 to 345 kW  
179 to 463 hp**

*From the family of Twin Disc critical performance products*



MG-5061A shown with optional torsional coupling and mechanical selector valve

This compact, lightweight, high capacity marine transmission permits the use of higher powered engines that are required for best vessel performance.

The MG-5061A offers conical helical gearing for quieter operation. A 7°

down angle provides for near level engine installation. This feature is of particular interest to marine architects for optimizing space in planing type hulls.

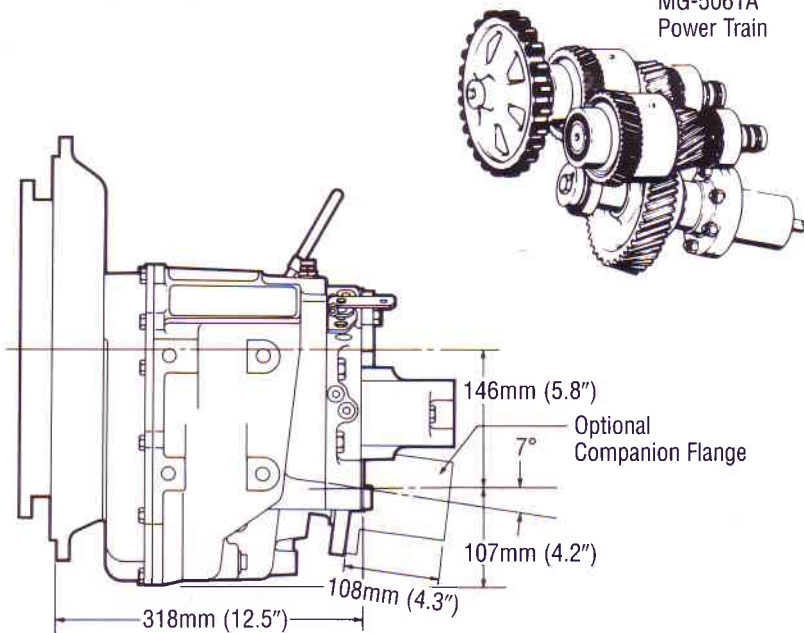
All ratios are available in one hous-

ing configuration. Identical capacity and ratios in forward or reverse eliminate the need for opposite rotation engines. However, transmissions can be specified for use with **Left-hand Rotation Engines.**

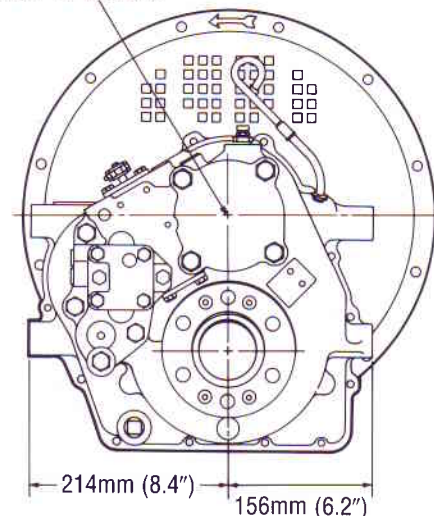
MODEL ASSY. DWG.	REDUCTION RATIOS :1	INPUT RATINGS - KILOWATTS (HORSEPOWER)						MIN./MAX. INPUT SPEEDS RPM
		CONTINUOUS DUTY		INTERMEDIATE DUTY		PLEASURE CRAFT DUTY		
		2100 RPM	2400 RPM	2400 RPM	2600 RPM	2600 RPM	2800 RPM	
*PX8400	1.13, 1.54, 1.75, 2.00	140 (187)	159 (213)	213 (286)	230 (309)	320 (430)	345 (463)	500/3200
	2.47	134 (179)	153 (205)	213 (286)	230 (309)	298 (399)	321 (430)	

\*PX8400A-#3 housing starter-over-gear version has same ratios/ratings as PX8400. Please refer to back cover for service classification definitions.

MG-5061A  
Power Train



Optional PTO Location



### Specifications

- Dry weight – 98 kg (215 lbs.)
- SAE #3, 2, & 1 housings
- Torsional input couplings standard
- Oil strainer standard
- Clutch fill rate-of-rise valve standard

### Options:

- Single/dual stage torsional input couplings
- Companion flange/bolt set
- Raw/fresh water heat exchangers
- Trolling valve
- Oil temperature/pressure gauges – mechanical type
- SAE 'B' 2/4-bolt PTO, 37 kW (50 hp) @ 1800 rpm. Turns at engine speed and same as engine direction of rotation.
- Mounting brackets
- 12V/24V electric selector valves

Specifications subject to change without prior notice in the interest of continual product improvements.

### Service Classification Definitions

#### Continuous Duty

Commonly called "Workboat Duty," these marine transmission applications are expected to operate continuously at full engine governed speed. The propulsion engine power setting must be known and must be within the marine transmission's allowable input rating for continuous daylong or around-the-clock service.

Most displacement hull vessels are powered for Continuous Duty service. However, the actual engine (and marine transmission) power loading depends on:

- The propeller used
- The vessel's work assignment
- The captain's choice of throttle setting during continuous service

Twin Disc recommends that all displacement and semi-displacement hull commercial applications be classed as Continuous Duty usage of the marine transmission.

*Examples:* Fishing Trawlers, Purse Seiners, Lobster Boats and Crab Boats, Tugs, Tow Boats, Buoy Tenders, Offshore Supply Boats, Ferries, Research Vessels, Ocean Freighters

#### Intermediate Duty

Pleasure or commercial usage of planing or semi-displacement hull craft can qualify for Intermediate Duty Service Classification if full throttle operation will average only a few hours per day with major portion of usage at partial throttle and total annual usage will be 2000 hours or less.

*Examples:* Long Range Pleasure Cruisers, Sportfish Charter Boats, Party Fishing Boats, Crew Boats, Harbor and Coastal Patrol Boats, Search and Rescue Boats, Fire Boats

#### Pleasure Craft

Maximum power capacity is intended only for personal use, planing hull pleasure craft where full engine throttle operation will be less than 5% of total time with balance of time at 87% of full throttle engine rpm or less. Marine transmissions used in long-range pleasure cruisers, sportfish charters or any commercial service should not be selected according to Pleasure Craft Service Classification.

#### Important Notice: Torsional Vibration

Disregarding propulsion system torsional

compatibility could cause damage to components in the drive train resulting in loss of mobility. At minimum, system incompatibility could result in gear clatter at low speeds.

The responsibility for ensuring that the torsional compatibility of the propulsion system is satisfactory rests with the assembler of the drive and driven equipment.

Torsional vibration analysis can be made by the engine builder, marine survey societies, independent consultants and others. Twin Disc is prepared to assist in finding solutions to potential torsional problems that relate to the marine transmission.

Twin Disc, Incorporated reminds users of these products that their safe operation depends on use in compliance with engineering information provided in this bulletin. Users are also reminded that safe operation depends on proper installation, operation and routine maintenance and inspection under prevailing conditions. It is the responsibility of users (and not Twin Disc, Incorporated) to provide and install guards or safety devices which may be required by recognized safety standards or by the Occupational Safety and Health Act of 1970 and its subsequent provisions.



Twin Disc, Incorporated  
Racine, Wisconsin 53403, U.S.A.  
262-638-4000/262-638-4482 (fax)  
<http://www.twindisc.com>  
Singapore, Spain, Italy  
Twin Disc International S.A.  
1400 Nivelles, Belgium

Bulletin 319-F-61A 05/02  
©1997, Twin Disc, Incorporated  
Printed in United States of America